reid™

CHARTERED VERIFIED ENGINEER

September | 2026 AUS

Ramset™ Face Lift Anchors

Compliance Document

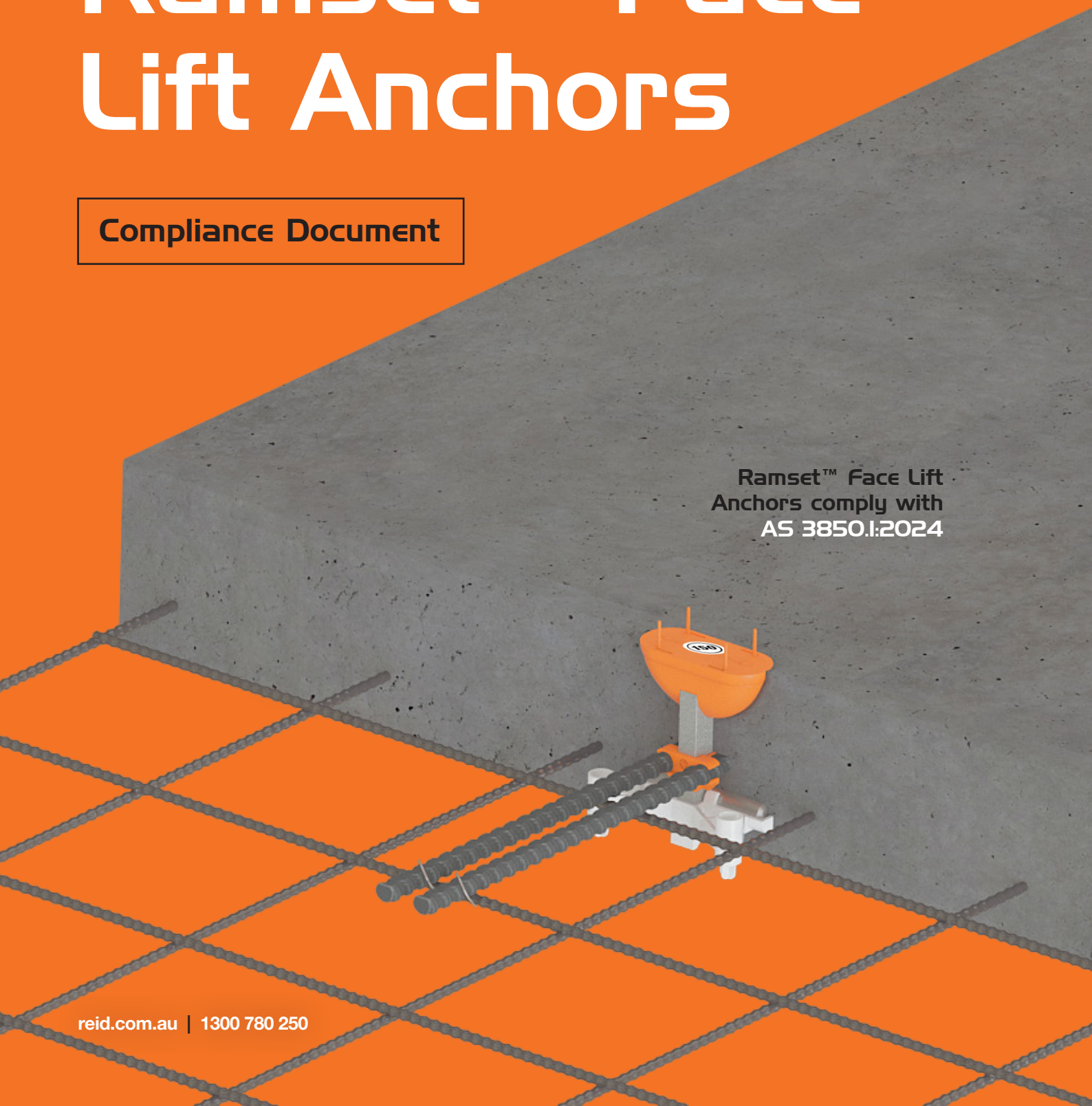

Ramset™ Face Lift Anchors comply with AS 3850.1:2024

Ramset™ Face Lift Anchors

Consistent with Reid's commitment to local testing, Ramset™ Face Lift Anchors have been extensively tested in Australian concrete.

Analysis of the subsequent test data in accordance with AS 3850.1:2024 Appendix A results in Ramset™ Face Lift Anchors having Working Load Limit capacities that are far higher and more accurate than those simply calculated using the CCD method applicable for footed anchors.

CHARTERED ENGINEER VERIFIED

AS 3850.1:2024 Compliant

Figure 1:
Ramset™ Face Lift Anchors



3DX85LC* & 3DX10ALC lifting clutches are compatible with Ramset™ Facelift Anchors

*No longer available for purchase.

Compliance Details

Table 1: AS 3850.1:2024 Compliance Details

Clause	Requirement	Compliant
2.2	The Working Load Limit has been determined by testing in accordance with Appendix A, using a FOS per Table 2.1.	✓
2.5.1	Manufactured from ductile steel.	✓
2.5.2.1	WLL determine per clause 2.2	✓
	Manufactured from ductile steel which exhibits plastic deformation prior to failure at all service temperatures for which the insert is designed to be used.	✓
	When loaded to tensile failure, a ductile failure and plastic deformation is observed and the failure surface is fully fibrous with no cleavage fracture.	✓
	Insert assembly including void former shall be marked to ensure compatibility with other system components.	✓ Refer Figure 2
A2	Concrete for testing complies with AS 1379, tested per AS 1012.	✓
A3	Testing and recording of results.	✓
A4	Statistical evaluation of test results, using formula A4, $X_k=x(1-k_s COV)$.	✓
A5	Production Validation through testing to confirm compliance of critical speciation requirements (dimensions, material properties and load bearing capacity where appropriate).	✓
A6	Tension testing of the manufactured lifting insert.	✓
A7	Characteristic capacity determined from a comprehensive test program including individual and combined effects per Table A3.	✓

Ramset™ Face Lift Anchors comply with AS 3850.1:2024 ✓

TESTED IN LOCAL CONDITIONS

Ramset™ Face Lift Anchors

A fully featured FaceLift system with the security of additional reinforcing which provides durability and maximises safety.

- Solid fixing into reo/mesh via integral bar clip.
- Floating bar clip floats with mesh to prevent anchor movement when trafficked.
- Complies with AS3600 for concrete cover.
- Easy and fast void removal.
- Full plastic underside protection to maximise concrete cover and withstand collisions.
- Increased safety with built-in redundancy and guaranteed ductile failure mode in case of concrete failure or overloading.

Figure 2: Ramset™ Face Lift Anchor Markings

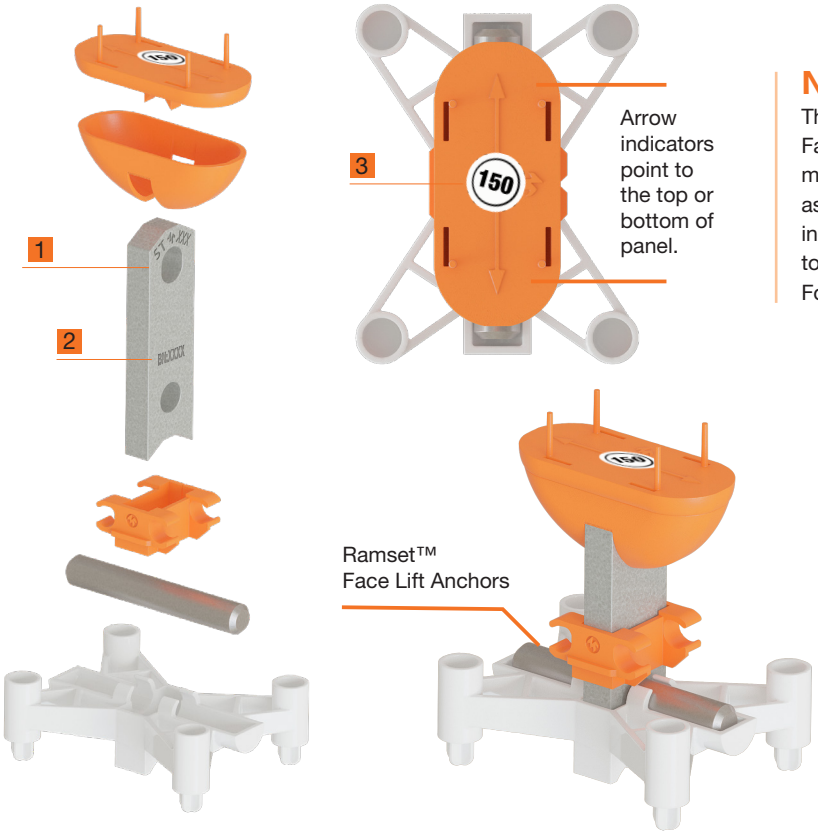

NOTE:
The Ramset™ Face Lift Anchor must be placed as per the arrow indicators on the top of the Void Former.

Figure 3: Product Specification - Load Direction

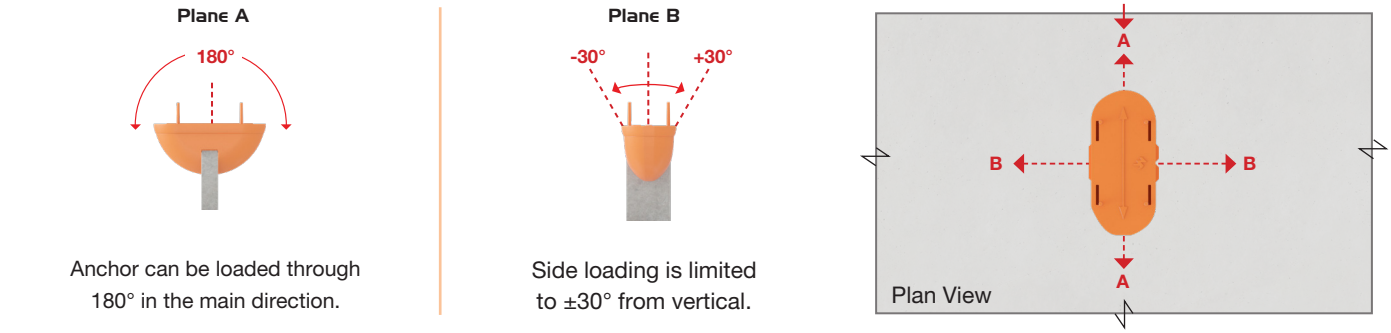

Product Specifications

Table 2: AS 3850.1:2024 Performance Data (WLL)

Panel Thickness (mm)	Working Load Limit (Tonne)				
	Concrete Strength f_{cm} (MPa)				
	15MPa	20MPa	25MPa	32MPa	40MPa
125	2.44	2.56	2.67	3.50	4.46
150	4.13	4.57	5.00	5.00	5.00
175	4.25	4.62	5.00	5.00	5.00
200	4.25	4.62	5.00	5.00	5.00

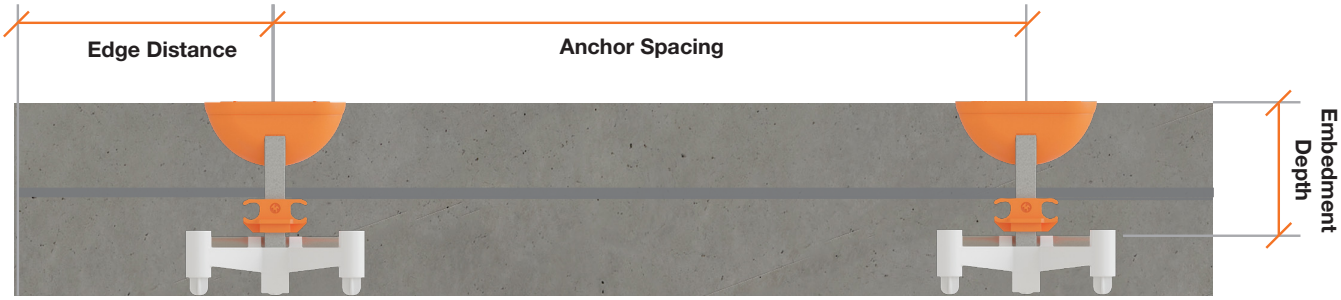

Table 3: Minimum edge and spacing distances required to achieve performances in Table 2

Limiting Dimension	Concrete Strength f_{cm} (MPa)				
	15MPa	20MPa	25MPa	32MPa	40MPa
Edge Distance (mm)	400	370	340	310	290
Spacing (mm)	1200	1090	1010	930	870

Table 4: Part Number & Head Identification

Load Group (t)	Panel Thickness (mm)	Head Identification	Part Number	Related Lifting Clutch
5	125	5TR107	FL050125B	3DX85LC* & 3DX10ALC
5	150	5TR132	FL050150B	
5	175	5TR152	FL050175B	
5	200	5TR157	FL050200B	

* No longer available for purchase

TESTED IN LOCAL CONDITIONS

Quality and Compliance

AS 3850.1:2024 Compliant

All Reid™ branded products and all products manufactured at our Melbourne manufacturing facility are designed, manufactured, tested and supplied in compliance with our Quality Management System which has been independently audited and certified by SAI Global to ISO 9001:2015. Reid™ undertake strict quality control processes to ensure performance specifications and metallurgical properties are maintained.

To reflect the continued progress of the industry and the new innovative uses of precast and tilt-up construction, Australian Standard AS 3850 Part 1, Part 2 and Part 3 recently been updated. AS 3850 Part 1, Part 2 and Part 3 are detailed below.

- Part 1, called 'General requirements' details the updated performance and testing requirements for suppliers of componentry into the industry. These requirements are significantly different to AS 3850:2015 and should enable the industry to have greater confidence in the products that they are specifying and using.
- Part 2, called 'Building construction', aligns with the 2008 National Code of Practice for Precast, Tilt-Up and Concrete Elements in Building Construction and focuses on the interrelation of the various stages of manufacture, construction, transport and erection.It is specifically for the construction design and documentation of prefabricated concrete elements in building construction and provides guidance for the Erection Designer and highlights the importance of the Erection Design and Documentation. It was updated to align with the changes in Part 1 and the content in Part 3.
- Part 3, called 'Civil construction' provides requirements impacting prefabricated concrete elements in civil, infrastructure and non-building construction. Similar to Part 2, it focuses on various stages of safety, planning, manufacturing, constructions design, casting, transportation, erection and incorporation into the final structure.

The new AS 3850.1:2024 is central for the safe, efficient and cost-effective manufacture, construction, transport and erection of prefabricated concrete elements.

Quality and compliance are at the core of everything we do. Our commitment to ISO 9001:2015 Certification ensures every Reid™ product meets the highest standards of safety, performance, and reliability.



Customer Service

Reid™ Australia

Tel: 1300 780 250
Email: sales@itwcsanz.com
Web: www.reid.com.au

Reid™ New Zealand

Tel: 0800 88 22 12
Email: sales@ramsetreid.co.nz
Web: www.reids.co.nz

AUS: 1 Ramset Drive, Chirnside Park, Victoria 3116
NZ: 23-29 Poland Road, Glenfield, Auckland 0632

Information in this document correct at the time of printing but subject to change over time. Please refer to the Reid™ website for the most current version.

Readers should contact Reid™ or consult Reid™ detailed technical information to ensure product is suitable for intended use prior to purchase.

ITW Australia Pty Ltd (ABN 63 004 235 063), trading as Reid™, © copyright 2026, ™ Trademarks of Illinois Tool Works Inc used under license by Reid™.

Important Disclaimer: Any engineering information or advice ("Information") provided by Reid™ in this document is issued in accordance with a prescribed standard, published performance data or design software. It is the responsibility of the user to obtain its own independent engineering (or other) advice to assess the suitability of the Information for its own requirements.

To the extent permitted by law, Reid™ will not be liable to the recipient or any third party for any direct or indirect loss or liability arising out of, or in connection with, the Information. None of the products listed in this document are subject to a warning or ban under the Building Act 2004.

Product detail subject to change. Printed catalogues may not reflect the latest status. Please refer to the Reid™ website for the most current version.