dreambaby

Rapid Response Clinical Thermometer

F33844

Important: Keep instructions for future reference.
Read INSTRUCTIONS thoroughly before using this product.

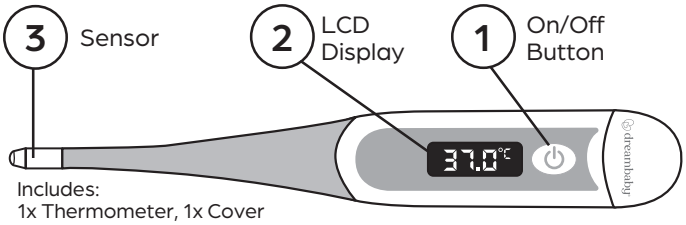

Includes:
1x Thermometer, 1x Cover

Features
- Accurate temperature reading.
- Oral reading in 10 seconds (can vary for underarm and rectal reading).
- Fever Alert - a rapid beep will sound if fever is detected.
- Auto switch off.
- Memory function.
- Flexible tip for comfort.
- Case for hygienic storage.
- Easy to read digital display.
- Contains no mercury.
- Celsius and Fahrenheit.
- Temperature range 32.0º – 42.9ºC /90.0º – 109.9ºF.
- On / Off button.

To Use
1. Press the On/Off Button next to LCD display.
2. Position thermometer in desired location (mouth, rectum, or armpit).
3. After approximately 10 seconds an alarm will beep and the measured reading will appear on the LCD.

Under the armpit-
Position tip of sensor under the (unclothed) armpit and hold securely till tone is heard. Keep child still as movement may affect accuracy of temperature reading.

Under the tongue-
For children who are two years old or younger, please do not use the devices orally.
Place tip of sensor under the tongue, close mouth and breathe through nose. Hold securely until beep is heard.
Digital display will show temperature.

Rectally-
Gently insert ONLY tip of sensor into rectum (coat tip with Petroleum Jelly to make insertion easier) and hold securely till tone is heard.

Normal Reading
If the temperature is **below 37.8ºC (100ºF)** a tone will be signalled.

Fever Reading
If the temperature is **above 37.8ºC (100ºF)** a rapid tone will be signalled. If this occurs seek medical advice.

Button
To save power, this thermometer will automatically switch off in 10 minutes.
Turn off the unit by just lightly pressing power.

Memory Function
The next time you use the thermometer the previous temperature reading will show **(M)** when you turn power on with **Button**.

Changing Celsius and Fahrenheit
1. Ensure device is off.
2. Press and HOLD power Button. The **Display Panel** will show either "ºF" or "ºC" depending on current setting.
3. Repeat the process to revert back.

To Clean
Clean sensor tip before each use.
Do not submerge the thermometer in cleaning liquid. Use cloth dipped in cold soapy water to wipe clean.
To clean, wipe tip using soft cloth with surgical alcohol. Never dip tip directly into alcohol.
Do not use any other cleaning chemicals.

Precaution:
This thermometer is a precise electronic device, designed to provide accurate temperature readings.

To Replace Battery
1. Replace battery when " ▬ " appears in the lower right corner of LCD display.
2. Using a pen, push down on the pogo pin and slide off cover (A).
3. Remove old battery (B). Discard battery lawfully.
4. Replace with new 1.5V DC button type LR41 or SR41, UCC392, or equivalent. Be sure battery is installed with "+" polarity facing up.
5. Slide battery chamber back into place.

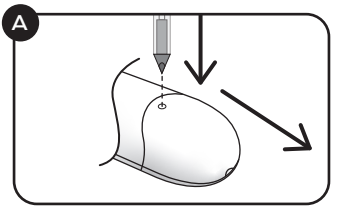

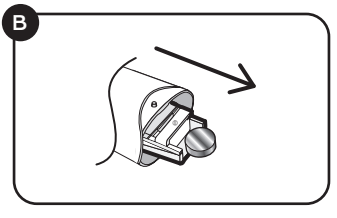

Troubleshooting

Error message	Problem	Solution
Lo	Temperature taken is lower than 32.0°C / 90.0°F	Power off and allow one minute for thermometer to neutralise before retesting.
Hi	Temperature taken is higher than 42.9°C / 109.9°F	Power off and allow one minute for thermometer to neutralise before retesting.
Err	The system is not functioning properly.	Remove the battery, wait 1 minute and reinsert battery then power on.
▬	Flat battery: Battery icon is flashing.	Replace the battery.

(01)06933345710911
(11)240628
(10)24050007
UDI

⚠ WARNING

THIS PRODUCT CONTAINS A BUTTON BATTERY.

If swallowed, a lithium button battery can cause severe or fatal injuries within 2 hours.

Keep batteries out of reach of children.

If you think batteries may have been swallowed or placed inside any part of the body, seek immediate medical attention.

24 Hour Poisons Information Center

Australia
13 11 26

New Zealand
0800 764 766

- A swallowed Button or Coin Cell Battery can cause internal chemical burns in as little as two hours and lead to death. Due to chemical burns and potential perforation of the esophagus.
- Keep new and used batteries away from children.
- If you think batteries might have been swallowed or placed inside any part of the body, **SEEK IMMEDIATE MEDICAL ATTENTION.**
- If you suspect your child has swallowed or inserted a button battery immediately call the Poisons control hotline and **SEEK IMMEDIATE MEDICAL ATTENTION.**
- Examine devices and make sure the battery compartment is correctly secured, e.g. that the screw or another mechanical fastener is tightened. Do not use if compartment is not secure.
- Tell others about the risk associated with button batteries and how to keep their children safe.
- Keep battery cover out of reach of children as it may be a choking hazard.
- Do not dispose of product in fire, or expose to extreme heat, as the batteries may explode.
- Batteries are to be inserted with the correct polarity.
- Exhausted batteries are to be removed from the product.
- Supply terminals are not to be short-circuited.
- Choking Hazard: Thermometer cap and battery may be fatal if swallowed. Do not allow children to use this device without parental supervision.
- Do not use thermometer in ear. Designed use is for oral, rectal, and armpit (axilla) readings only.
- Note: Use of the probe cover may result in a 0.1ºC / 0.2ºF discrepancy from actual temperature.
- Do not attempt measurements when the thermometer is wet as inaccurate readings may result.
- If the unit has been stored at temperatures over 5ºC~40ºC / 41ºF~104ºF, leave it in 5ºC~40ºC / 41ºF~104ºF ambient temperature for about 15 minutes before using it.

Caution:
- To prevent battery leaks, which can burn skin and eyes: Remove batteries when storing product for a long time. Discard old batteries promptly in accordance with local laws and regulations.
- This item is not a toy.
- Keep out of reach of children when not in use.
- Children should be under close supervision at all times while using this product.

To remain reliable:
- NEVER immerse into hot or boiling water or other liquids.
- NEVER chew or bite any part of the thermometer.
- NEVER bend or subject the thermometer to any sudden, heavy shocks.
- NEVER subject thermometer to direct sunlight, extreme temperatures, humidity, dust etc.
- NEVER dismantle any part of the thermometer.
- Do not use thermometer in ear. Designed use is for oral, rectal, and armpit (axilla) readings only.
- Note: Use of the probe cover may result in a 0.1ºC / 0.2ºF discrepancy from actual temperature.
- Do not attempt measurements when the thermometer is wet as inaccurate readings may result.
- If the unit has been stored at temperatures over 5ºC~40ºC / 41ºF~104ºF, leave it in 5ºC~40ºC / 41ºF~104ºF ambient temperature for about 15 minutes before using it.

To Dispose:
Discard this product promptly in accordance with local laws and regulations.

Specifications	
Measuring Range	32.0º ~ 42.9ºC / 90.0º ~ 109.9ºF (ºC / ºF chosen by manufacturer)
Accuracy	±0.1ºC / ±0.2ºF during 35.5ºC~42.0ºC / 95.9ºF~107.6ºF at 18ºC~28ºC / 64.4ºF~82.4ºF ambient operating range ±0.2ºC / ±0.4ºF for other measuring and ambient operating range
Operating mode	Direct Mode
Display	Liquid crystal display, 3 1/2 digits
Battery	1x1.5V DC. button battery (size LR41or SR41, UCC 392).
Battery life	Approx. 200 hours of continuous operation or 1 year with 3 measurements per day
Weight	Approx. 12 grams including battery
Ingress Protection Rating	IP 22

Certification:
This thermometer is designed and manufactured complying with relevant requirements.
It has passed EMC emission test, immunity test according to EN60601-1-2 and biocompatibility test according to Medical Device Directive annex 1.
It is rated BF for protection against electric shock, in accordance with EN60601-1.
This appliance conforms to the following standards: ISO 80601-2-56 Medical electrical equipment
- Part 2-56: Particular requirements for basic safety and essential performance of clinical thermometers for body temperature measurement, EN 60601-1-11 Medical electrical equipment
- Part 1-11: General requirements for basic safety and essential performance
- Collateral Standard: Requirements for medical electrical equipment and medical electrical systems used in the home healthcare environment and complies with the requirements of EN 60601-1-2 (EMC), IEC/EN60601-1 (Safety) standards.

And the manufacturer is ISO 13485 certified.

Tee-Zed acknowledges that its customers may be entitled to statutory consumer guarantees and does not seek to exclude or limit them. These guarantees include that Tee-Zed's products are of acceptable quality. This Tee-Zed product is for the specific purpose detailed in the instructions and packaging and Tee-Zed considers use outside of that purpose to be abnormal use. To the maximum extent permitted by law, Tee-Zed does not accept any liability for damage:
- **arising from abnormal use of the products;**
- **caused by installation or removal of the products other than in accordance with the supplied installation and removal instructions; or**
- **arising under the law of tort or contract.**

UNITED KINGDOM
Tee-Zed Products Ltd
PO Box 29227,
Dunfermline, KY12 2DN
UK +44 (0)844 800 9445
info@tee-zed.co.uk
www.dreambaby.co.uk

AUSTRALIA
info@tee-zed.com.au
www.dreambaby.com.au

EUROPE
Tee-Zed Products (EU) Ltd
PO Box 3419, 5203DK **NL**
info@tee-zed.eu

#dreambabysafety

YouTube
dreambabytv

PAPIER CARTON

For the whole family®

CE 2460 EC REP

Cotronic Technology Ltd
Floor 4~6,Block 7,west of ZhouShi Road, XiXiang Street, Bao An Zone, ShenZhen, GuangDong, China

Made in China.
©2026 Tee-Zed Products Ltd

X.03